


6BG1

# SUZIE 140 H.P. MARINE DIESEL

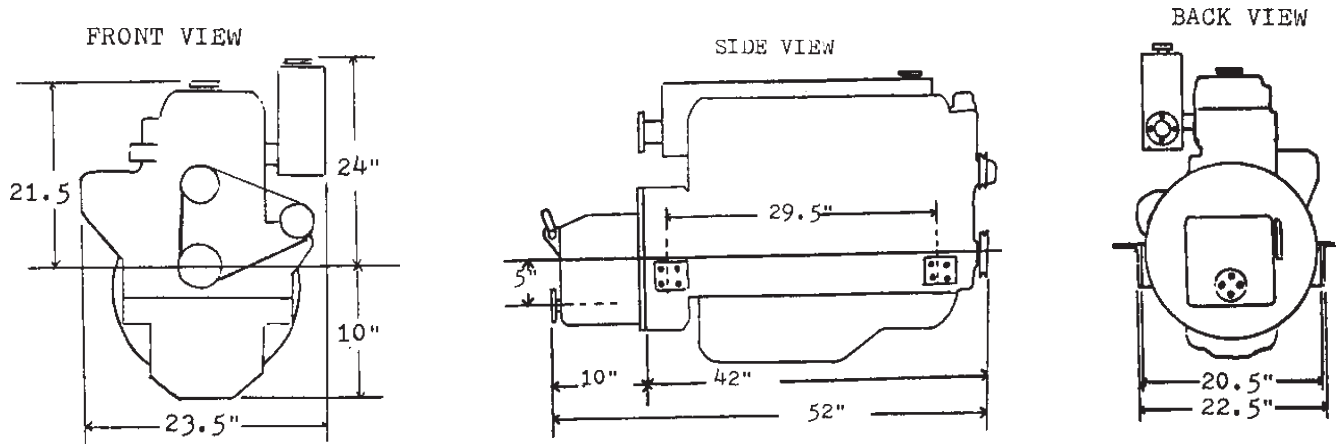


**6BG1 RATINGS:**

Intermittant at sealevel (60 degrees)  
**140 b.h.p. @ 2800 r.p.m.**  
 Continuous at sealevel (60 degrees)  
**125 b.h.p. @ 2800 r.p.m.**  
 Torque at sealevel (60 degrees)  
**313 ft.lbs. @ 1600 r.p.m.**

ENGINE SPECIFICATIONS	MARINE GEAR SPECIFICATIONS
Model Number: <b>Isuzu 6BG1</b> Type: Four stroke, water cooled 6 cylinder Combustion: Direct injected, induction swirl Bore & Stroke: 4.13in x 4.92in (105mm X 125mm) Piston Displacement: 396 c.i.d. (6.5 litres) Engine Rotation: Counter Clockwise facing flywheel Dry Weight: 1060 lbs.(481 kg.) With Gear:1160 lbs.(526kgs.) Lube Oil Capacity (shortened pan): 12 quarts (11.4 l.) Coolant Capacity (engine only): 12.7 quarts (12 litres) Aspiration: Natural	Model: <b>Hurth HSW 630*</b> Engagement: Hydraulically actuated Gear Housing: High strength aluminum Prop Rotation: Left hand or right hand Reduction: Choice of 1.5, 2.0, 2.5, 3 to 1 Oil Grade: ATF Capacity: 0.8 gallons (3 litres) Includes: Fresh water gear cooler * <i>Optional Borg Warner, or gear of choice.</i> ** <i>8 degree down angle available on Hurth</i>

**ENGINE AND MARINE GEAR DIMENSIONS**



VISIT OUR WEBSITE: [www.klassenengine.com](http://www.klassenengine.com)

# 6BG1 FEATURES AND ACCESSORIES

12 VDC electrical with gear reduction starter  
 cold weather glowplug assist starting  
 SAE#3 bellhousing with SAE 11.5in. overcentre flywheel  
 Replaceable chromard dry liners  
 Direct injection with square combustion chambers for efficiency  
 Auto-thermic pistons minimize heat expansion and wear for extended life  
 Available bobtail or complete with gear

## STANDARD ACCESSORIES

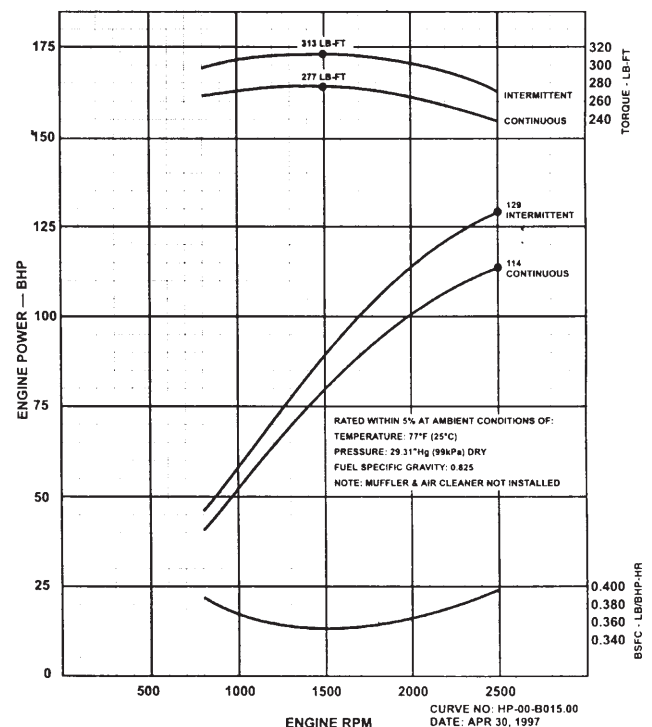
Set up for keel cooling  
 60 AMP stock alternator  
 air cleaner  
 Steel footings  
 Engine oil change pump  
 \*Water cooled dry exhaust manifold\*  
 Lube oil and secondary fuel filters  
 15ft wire harness length

Black plastic panel with:  
 Tach with hour meter, oil p.s.i., water  
 temperature, volt or amp meter,  
 key start, glow plug indicator  
 \*Available with or without expansion tank\*

## OPTIONAL ACCESSORIES

90, 105 and 130 amp alternator upgrades  
 10ft. or 20ft. wire harness extensions  
 Low oil p.s.i./high temp. buzzer alarm  
 vibration isolators  
 Dual stations  
 Bellhousing to gear adapter plate  
 Standard drive disc  
 Heat exchanger kit, which includes:  
 1) remote mounted heat exchanger  
 2) belt driven or direct coupled Jabsco raw water pump  
 3) optional exhaust mixing elbow

## HORSEPOWER AND FUEL CONSUMPTION CURVES:



### KLASSEN ENGINE CO.

1538 NW 50 TH ST.  
 SEATTLE, WA. 98107  
 TEL. (206) 784-0148  
 FAX. (206) 783-6811  
 TOLLFREE 1-888-784-0148  
 E-MAIL: seattle@klassenengine.com

### KLASSEN DIESEL SALES

#101-7187 PROGRESS WAY  
 DELTA, BC, V4G-1K8  
 TEL. (604) 940-6400  
 FAX. (604) 940-6500  
 E-MAIL: delta@klassenengine.com

### KLASSEN DIESEL SALES

6701 OLDFIELD RD.  
 SAANICHTON, BC, V8M-2A1  
 TEL/FAX (250) 652-6655  
 E-MAIL: victoria@klassenengine.com